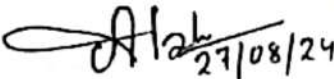


1. Sheep/ Goat Rearing (10+1 Unit Capacity)

Sl. No.	Particulars	Amounts(Rs.)
Working Capital (For one year)		
1	Insurance Charges for Animals @ Rs. 7.5% of total value of the animals (Rs. 75,000.00)	5,625/-
2	Cost of Feed	
	Ram/ Buck @ 1 no/ 120 days/0.25 kg/Rs. 32	960/-
	Ewe/ Doe @ 10 no / 120 days/ 0.25 kg/ Rs. 32	9,600/-
	Kid @24 no/ 30 days/ 0.15 kg/ Rs. 32	3,456/-
	Total	14,016/-
3	Cost of green fodder cultivation for 0.4 acre @ Rs. 12,000/- per acre	4,800/-
4	Veterinary Aid	
	Adult animal @ Rs. 150 per animal/year	1,650/-
	Kid @ Rs. 75 per animal	1,800/-
	Total	3,450/-
5	Electricity charge @ Rs. 45 per animal/year	1,575/-
6	Miscellaneous expenditure (transportation, utensil, cleaning and water charge etc.)- LS	7,034/-
	Total Working Capital	36,500/-


27/08/24
Support Officer (SAD)


27/8/24
Assistant Director (DD)

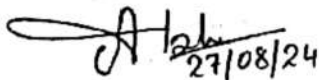

27-08-2024
Deputy Director (SAD)


Deputy Director (DD)
27/8/24


27.08.2024
Addl. Director (SAD)


1. Sheep/ Goat Rearing (5 Unit Capacity)

Sl. No.	Particulars	Amounts(Rs.)
Working Capital (For one year)		
1	Insurance Charges for Animals @ Rs. 7.5% of total value of the animals (Rs. 30,000.00)	2,250/-
2	Cost of Feed	
	Ewe/ Doe @ 5 no / 120 days/ 0.25 kg/ Rs. 32	4,800/-
	Kid @ 12 no/ 30 days/ 0.15 kg/ Rs. 32	1,728/-
	Total	6,528/-
3	Cost of green fodder cultivation for 0.2 acre @ Rs. 12,000/- per acre	2,400/-
4	Veterinary Aid	
	Adult animal @ Rs. 150 per animal/year	750/-
	Kid @ Rs. 75 per animal	900/-
	Total	1,650/-
5	Electricity charge @ Rs. 45 per animal/year	225/-
6	Miscellaneous expenditure (transportation, utensil, cleaning and water charge etc.)- LS	3,947/-
	Total Working Capital	17,000/-


27/08/24
Support Officer (SAD)


27/8/24
Assistant Director (DD)


27.08.2024
Deputy Director (SAD)


27/8/24
Deputy Director (DD)


27/8/24
Addl. Director (SAD)

FY 2025-26

1. Economics of Dairy Farming (Cross Bred) (1+1)

Sl. No.	Particulars	Cost per Animal (In Rs.)	No. of Animal	Amount (In Rs.)
Working Capital (for 3 months) Milk yielding- 10.0 lts. / cow				
1	Insurance charges @ 7.5% of animal cost of Rs.70,000/- for 1 year	5,250	2	10,500/-
2	Labour charges	-	-	0
3	Cost of concentrate feed (2.0 kg + 4 kg)= 6.0 kg X 90 days X Rs.30/-	16,200	2	32,400/-
4	Cost of green fodder (20kg X 90 days X Rs.2.50/-)	4,500	2	9,000/-
5	Cost of Dry Fodder (3kg X 90 days X Rs.5/-)	1,350	2	2,700/-
6	Veterinary Aid - LS	500	2	1,000/-
7	Electricity charges - LS	-	-	600/-
8	Miscellaneous expenditure. - LS	1900	2	3,800/-
Total Working Capital				60,000/-


27/08/24
Support Officer (SAD)


27/8/24
Assistant Director (DD)


27.08.2024
Deputy Director (SAD)


Deputy Director (DD)
27/8/24


Addl. Director (SAD)
27/08/2024

FY 2025-26

2. Economics of Dairy Farming (Cross Bred) (1 Unit Capacity)

Sl. No.	Particulars	Cost per Animal (In Rs.)
Working Capital (for 3 months) Milk yielding- 10.0 lts. / cow		
1	Insurance charges @ 7.5% of animal cost of Rs.70,000/- for 1 year	5,250
2	Labour charges	-
3	Cost of concentrate feed (2.0 kg + 4 kg)= 6.0 kg X 90 days X Rs.30/-	16,200
4	Cost of green fodder (20kg X 90 days X Rs.2.50/-)	4,500
5	Cost of Dry Fodder (3kg X 90 days X Rs.5/-)	1,350
6	Veterinary Aid - LS	500
7	Electricity charges - LS	300
8	Miscellaneous expenditure. - LS	1900
Total Working Capital		30,000/-


27/08/24
Support Officer (SAD)


29/8/24
Assistant Director (DD)


27-08-2024
Deputy Director (SAD)


27/8/24
Deputy Director (DD)


27-08-2024
Addl. Director (SAD)

24 Nos of IFS Models for the small & Marginal Farmers

Type of IFS	Model No.	Components	Without Crop Convergence			With Crop Convergence		
			Proposed Cost in Rs.	Financial Assistance in Rs. (Gen Farmers)	Financial Assistance in Rs. for SC/ST & others)	Proposed Cost in Rs.	Financial Assistance in Rs. (Gen Farmers)	Financial Assistance in Rs. for SC/ST & others)
Large IFS Model (2.0 acre-2.5 acre)	1	Model-1(Diary+Goatery Based IFS)	3,42,500	1,37,000	1,71,250	3,17,500	1,27,000	1,58,750
	2	Model-2(Diary Based)	2,97,500	1,19,000	1,48,750	2,72,500	1,09,000	1,36,250
	3	Model-3(Goatery Based)	2,22,500	89,000	1,11,250	1,97,500	79,000	98,750
Medium IFS Model (1.0 acre-2.00 acre)	7	Model-1(Diary+Goatery Based IFS)	2,84,200	1,13,680.00	1,42,100	2,64,200	1,05,680	1,32,100
	8	Model-2(Diary Based)	2,61,700	1,04,680.00	1,30,850	2,41,700	96,680	1,20,850
	9	Model-3(Goatery Based)	1,64,200	65,680.00	82,100	1,44,200	57,680	72,100
Small IFS Model Without Farm Pond (0.5 acre-1.0 acre)	13	Model-1(Diary+Goatery Based IFS)	1,77,500	71,000	88,750	1,57,500	63,000	78,750
	14	Model-2(Diary Based)	1,55,000	62,000	77,500	1,35,000	54,000	67,500
	15	Model-3(Goatery+1Milch Cow Based)	1,17,500	47,000	58,750	97,500	39,000	48,750
Small IFS Model With Farm Pond (0.5 acre-1.0 acre)	19	Model-1(Diary+Goatery Based IFS)	1,77,500	71,000	88,750	1,57,500	63,000	78,750
	20	Model-2(Diary Based)	1,55,000	62,000	77,500	1,35,000	54,000	67,500
	21	Model-3(Goatery+1Milch Cow Based)	1,17,500	47,000	58,750	97,500	39,000	48,750

N.B.

- The details of the 24 IFS Models is available in the scheme Guidelines.
- Duplicacy of insurance coverage should be avoided at the time of Financing.